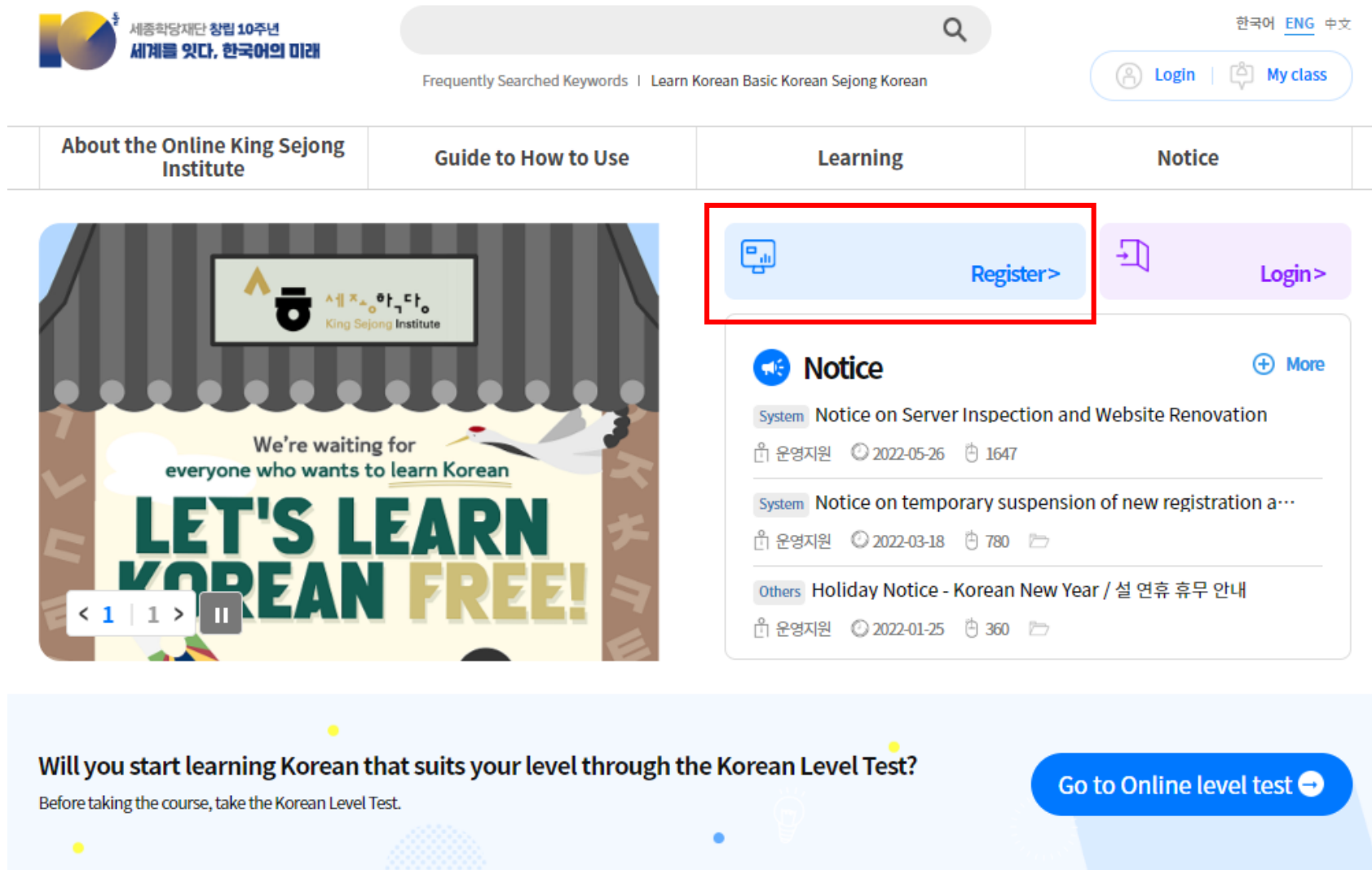




User Guide about Collaboration Online King Sejong Institute Website



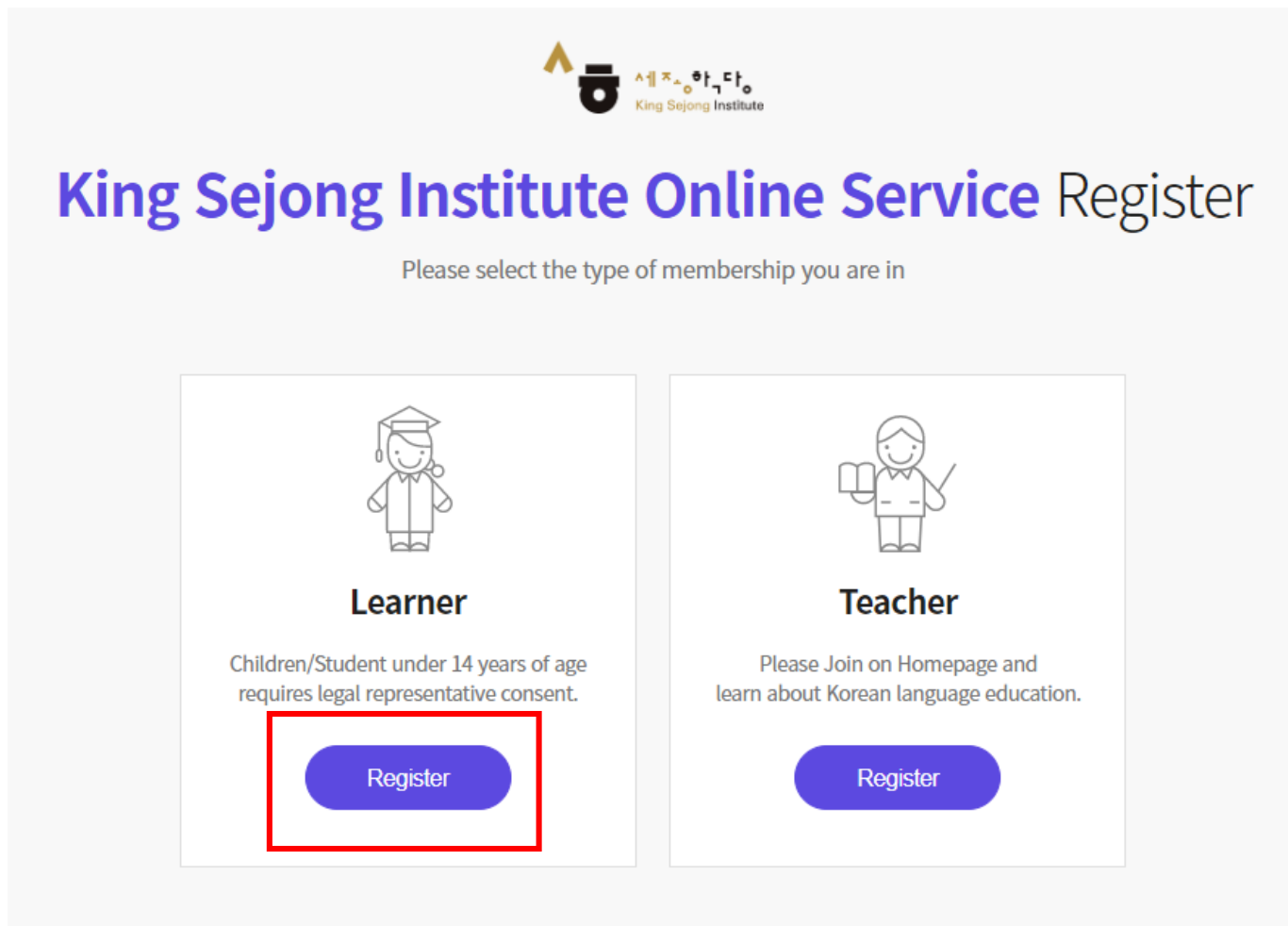
1. Please go to the link (www.iksi.or.kr) and click the [Register] button.



The screenshot shows the homepage of the King Sejong Institute. At the top, there is a navigation bar with the institute's logo, a search bar, and language options (한국어, ENG, 中文). Below the navigation bar, there is a horizontal menu with four items: "About the Online King Sejong Institute", "Guide to How to Use", "Learning", and "Notice". The main content area features a large banner on the left with the text "We're waiting for everyone who wants to learn Korean" and "LET'S LEARN KOREAN FREE!". To the right of the banner, there are two buttons: "Register>" (highlighted with a red box) and "Login>". Below these buttons, there is a "Notice" section with three items: "System Notice on Server Inspection and Website Renovation", "System Notice on temporary suspension of new registration a...", and "Others Holiday Notice - Korean New Year / 설 연휴 휴무 안내". At the bottom of the page, there is a blue banner with the text "Will you start learning Korean that suits your level through the Korean Level Test?" and a button "Go to Online level test".

1. Sign up

2. Please click the [Learner] - [Register] button.



The image shows a registration page for the King Sejong Institute Online Service. At the top, there is a logo for the King Sejong Institute. Below the logo, the title "King Sejong Institute Online Service Register" is displayed in a large, bold, blue font. Underneath the title, a subtitle reads "Please select the type of membership you are in". There are two main options presented in separate boxes: "Learner" and "Teacher". The "Learner" box features an icon of a student in a graduation cap, the title "Learner", and a note: "Children/Student under 14 years of age requires legal representative consent." Below this note is a blue "Register" button, which is highlighted by a red rectangular border. The "Teacher" box features an icon of a teacher holding a book, the title "Teacher", and a note: "Please Join on Homepage and learn about Korean language education." Below this note is a blue "Register" button.

King Sejong Institute Online Service Register

Please select the type of membership you are in

Learner

Children/Student under 14 years of age requires legal representative consent.


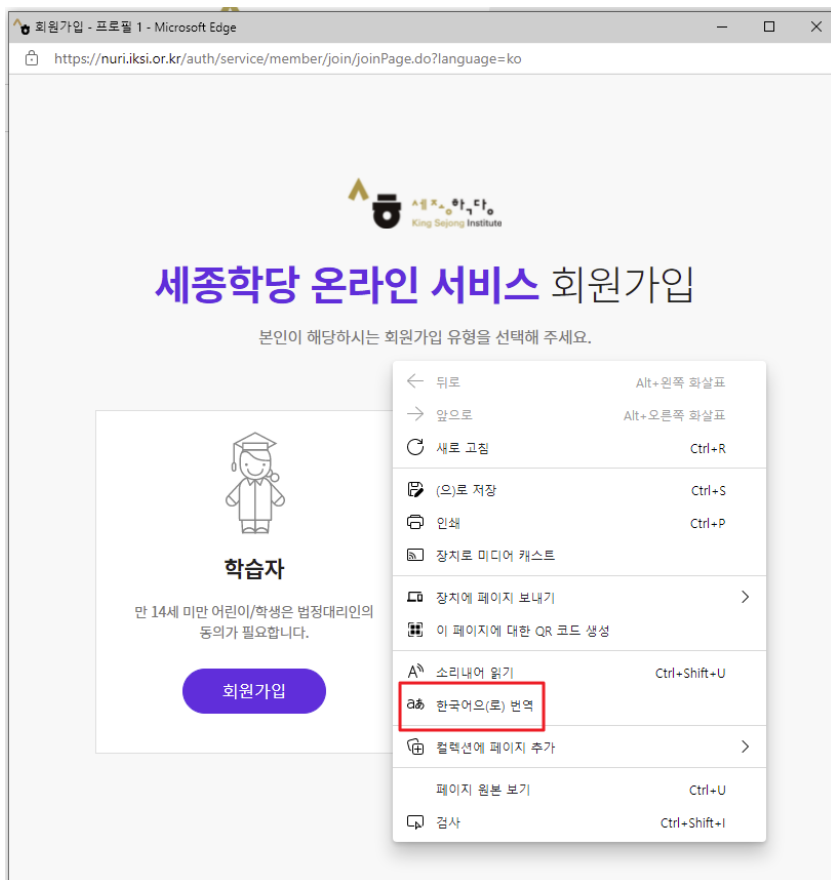
Register

Teacher


Please Join on Homepage and learn about Korean language education.

Register

3. If you prefer other languages except Korean and English, please click the right button on a mouse and choose “Translate to (your language)”.
You can select the language on the top of the right side.
You can also use this method on the other pages.



4. Please check all the boxes after reading the terms and conditions.



King Sejong Institute Online Service Register

Please agree to the Terms and Conditions for Use and Collection of Personal Information.

☒ I agree to all of the Terms and Conditions below.

☒ Terms of Use [\(required items\)](#)

[Chapter 1 General Terms]

Article 1 (Purpose)

The purpose of these terms of use is to specify the conditions and procedures of use, rights, obligations and responsibilities of users and this website, and other applicable conditions regarding all services (hereinafter referred to as the "services") offered by the website of the

☒ Personal Information Collection and Usage Agreement [\(required items\)](#)

☒ Entrustment of personal information handling [\(required items\)](#)

Agree

5. Please fill in the blanks. After you enter an ID, please click [Certify] button.
You will be able to get the authentication number by e-mail through this page.

Account Information

ID

Please enter your Email.

Certify

Password

Please enter Password.

Password must be between 8 to 20 characters and a combination of alphabets, numbers and special characters.

Confirm Password

Please enter Password.

Personal Information

Nickname

Please enter Nickname.

Check

Name

Family Name

First Name

Gender

☒ Female
 ☐ Male

Nationality

KOREA, REPUBLIC OF

Date of Birth

Year

Month

Day

Receive E-mail?

☒ Yes
 ☐ No

Confirmation under 14 years of age

For Domestic Members Only

☒ 14 years of age or older
 ☐ under 14 years of age

Sign Up

Sejong Institute Online Service Re

Please proceed with Identification and Information Entry.

Certify

A verification number will be sent to the e-mail.

※ If you do not receive the authentication e-mail, please check the spam folder.
 It might take about 3 to 5 minutes to receive the e-mail depending on the network connection.

In addition, if you register at Online King Sejong Institute (<https://www.iksi.or.kr>),
 you can use the same id for Nuri Sejonghakdang as well.

If you have any questions, contact us via e-mail.
 (nuri@iksi.or.kr)

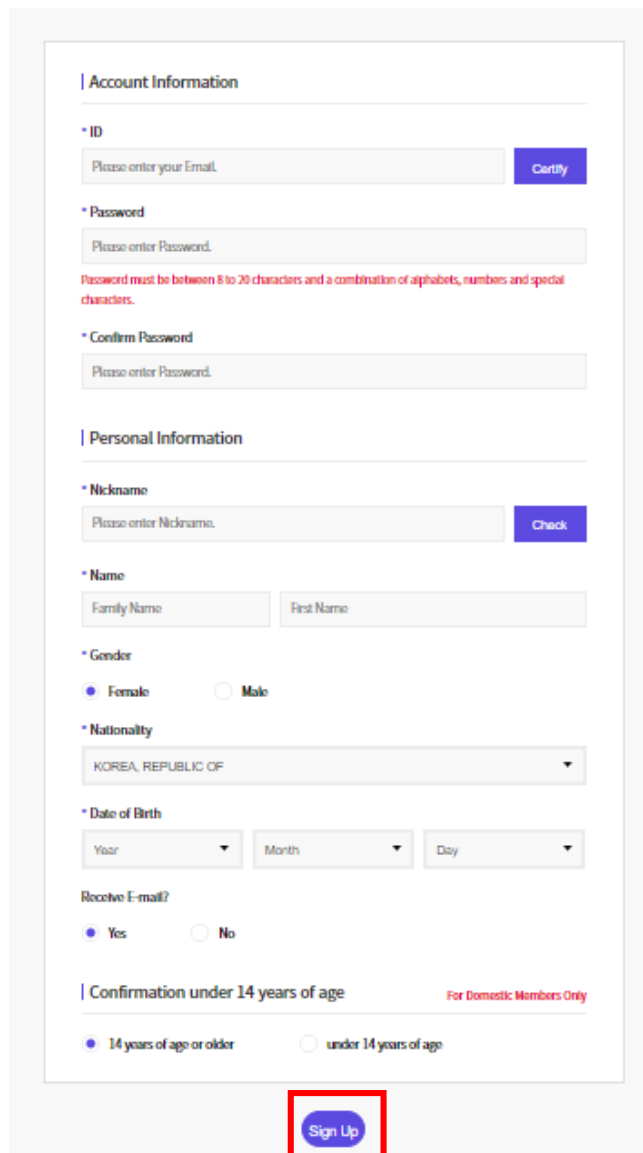
oksi@ksif.or.kr

Getting the authentication number

Please enter the Authentication Code.

Authentication

6. Please click the [Sign up] button, then the signing up process is completed.




The image shows a sign-up form with the following sections and fields:

- Account Information**
 - ID**: A text input field with placeholder text "Please enter your Email." and a blue "Certify" button.
 - Password**: A text input field with placeholder text "Please enter Password." Below it, a red note states: "Password must be between 8 to 20 characters and a combination of alphabets, numbers and special characters."
 - Confirm Password**: A text input field with placeholder text "Please enter Password."
- Personal Information**
 - Nickname**: A text input field with placeholder text "Please enter Nickname." and a blue "Check" button.
 - Name**: Two text input fields labeled "Family Name" and "First Name".
 - Gender**: Radio buttons for "Female" (selected) and "Male".
 - Nationality**: A dropdown menu currently showing "KOREA, REPUBLIC OF".
 - Date of Birth**: Three dropdown menus for "Year", "Month", and "Day".
 - Receive E-mail?**: Radio buttons for "Yes" (selected) and "No".
- Confirmation under 14 years of age**: Radio buttons for "14 years of age or older" (selected) and "under 14 years of age". A red note "For Domestic Members Only" is to the right.

At the bottom center, there is a blue "Sign Up" button highlighted with a red square.

2. Login

1. Please go to the link (www.iksi.or.kr) and click the [Login] button.




세종학당재단 창립 10주년
세계를 잇다. 한국어의 미래

[한국어](#) [ENG](#) [中文](#)

[Login](#) [My class](#)

[About the Online King Sejong Institute](#)
[Guide to How to Use](#)
[Learning](#)
[Notice](#)



[Register>](#)
[Login>](#)

Notice

[System](#) Notice on Server Inspection and Website Renovation
운영지원 2022-05-26 1647

[System](#) Notice on temporary suspension of new registration a...
운영지원 2022-03-18 780

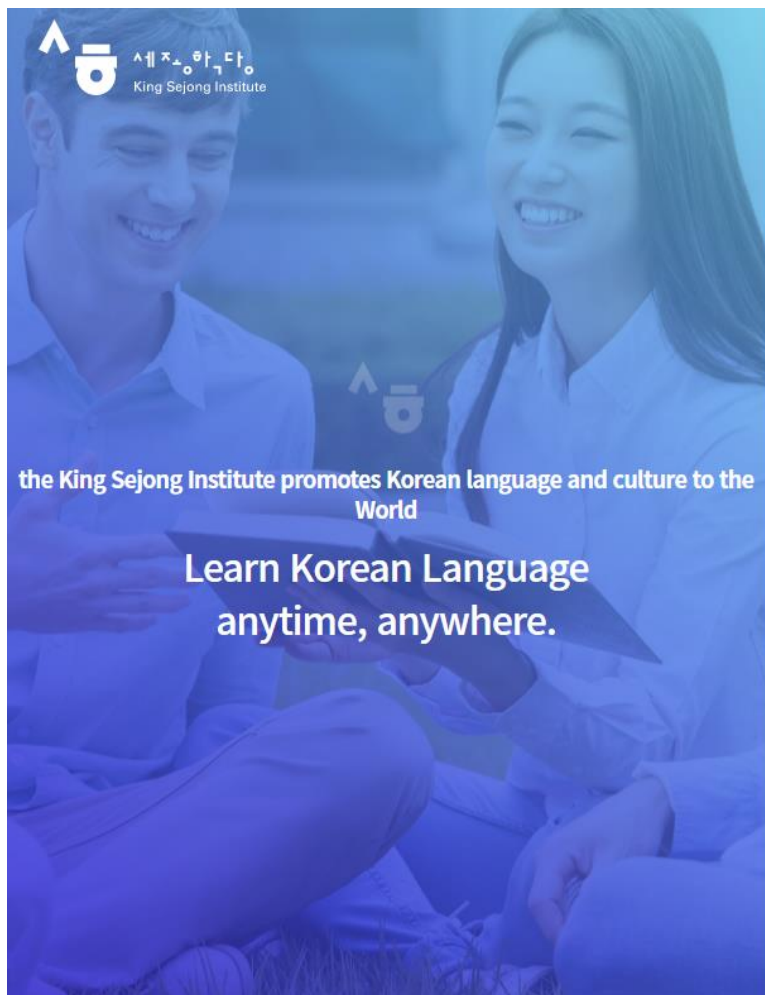
[Others](#) Holiday Notice - Korean New Year / 설 연휴 휴무 안내
운영지원 2022-01-25 360

Will you start learning Korean that suits your level through the Korean Level Test?

Before taking the course, take the Korean Level Test.

[Go to Online level test](#)

2. Please enter your ID and password.
3. Please click the [Login] button.



Enjoying an integrated learning center for Korean and
Korean culture through Online

Welcome to King Sejong Institute



Please enter your full email in your ID.



Please enter your password

☐

Stay signed in

☐

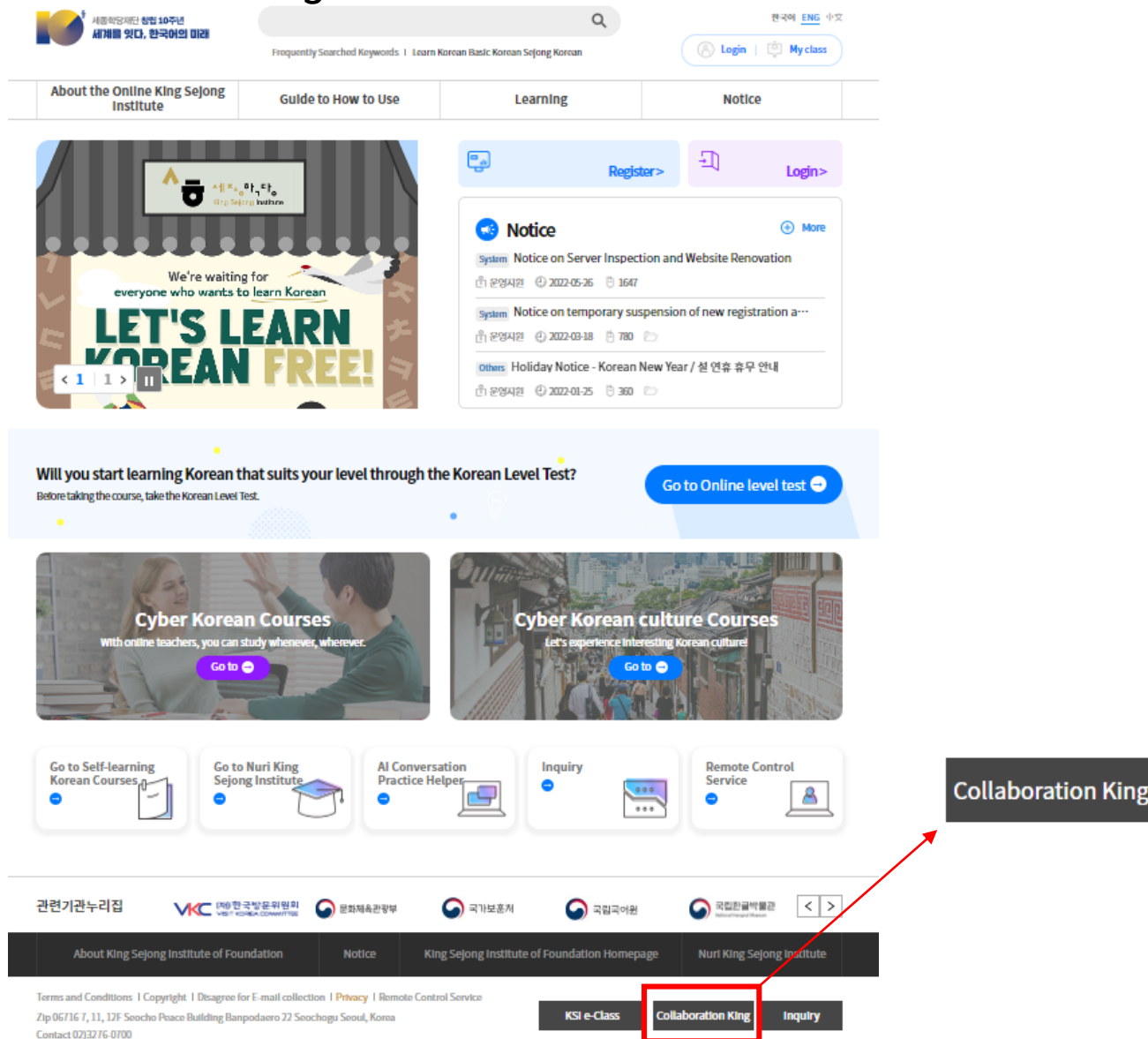
Remember User ID

Login

[Register](#)

| [Forgot your ID or password?](#)

1. Click the “Collaboration King” button. It is on the bottom of the website.



The screenshot shows the homepage of the King Sejong Institute. At the top, there is a navigation bar with links for 'About the Online King Sejong Institute', 'Guide to How to Use', 'Learning', and 'Notice'. Below this is a large banner for 'LET'S LEARN KOREAN FREE!' with a 'Register' button. To the right, there is a 'Notice' section with several announcements. Below the banner, there is a section for 'Cyber Korean Courses' and 'Cyber Korean culture Courses'. At the bottom, there is a row of service buttons: 'Go to Self-learning Korean Courses', 'Go to Nuri King Sejong Institute', 'AI Conversation Practice Helper', 'Inquiry', and 'Remote Control Service'. A red arrow points from a 'Collaboration King' button on the right side of the page to the 'Collaboration King' button in the bottom navigation bar, which is highlighted with a red box.

King Sejong Institute Foundation

세계 세종학당재단

King Sejong Institute Foundation

한국어 ENG 中文

Frequently Searched Keywords | Learn Korean Basic Korean Sejong Korean

Login | My class

About the Online King Sejong Institute

Guide to How to Use

Learning

Notice

We're waiting for everyone who wants to learn Korean

LET'S LEARN KOREAN FREE!

Register>

Login>

Notice

System Notice on Server Inspection and Website Renovation

운영시간 2022-05-26 1647

System Notice on temporary suspension of new registration a...

운영시간 2022-03-18 780

Others Holiday Notice - Korean New Year / 설 연휴 휴무 안내

운영시간 2022-01-25 360

Will you start learning Korean that suits your level through the Korean Level Test?

Before taking the course, take the Korean Level Test.

Go to Online level test

Cyber Korean Courses

With online teachers, you can study whenever, wherever.

Go to

Cyber Korean culture Courses

Let's experience interesting Korean culture!

Go to

Go to Self-learning Korean Courses

Go to Nuri King Sejong Institute

AI Conversation Practice Helper

Inquiry

Remote Control Service

Collaboration King

관련기관누리집

VKC (재)한국방송문화위원회

문화체육관광부

국가보훈처

국립국어원

국립한글박물관

About King Sejong Institute of Foundation

Notice

King Sejong Institute of Foundation Homepage

Nuri King Sejong Institute

Terms and Conditions | Copyright | Disagree for E-mail collection | Privacy | Remote Control Service

Zip 06716 T, 11, 12F Seocho Peace Building Banpodaero 22 Seocho-gu Seoul, Korea


Contact 02)3276-0700

KSI e-Class

Collaboration King

Inquiry

2. ① Please click the “Yonsei University” button or
② Visit <https://www.iksi.or.kr/co/yonseiglc.do>



3. Please click [the title of course] you want to take or [Apply] button.

연세대학교 글로벌인재대학


 글로벌인재대학
 GLOBAL LEADERS COLLEGE

기관 전체보기 >

E-Class 과정

공지사항

학습안내

기관소개

협업형 e-Class 과정

43

과정명을 검색하세요.

×

Q

상세검색 ▾

협업형 e-Class 과정

무료

KOR

[연세대]중급 1A 교육 과정 월 , 09:00 ~ 11:00 (KST)

과정구분

특별 과정

과정상태

완료

신청인원/정원

18/20(명)

교원

남윤주

접수

2022-05-18~2022-05-31

수강

2022-06-02~2022-08-03

신청하기

관심과정담기

협업형 e-Class 과정

무료

KOR

[연세대] 사이버 한국어 입문

과정구분

특별 과정

과정상태

모집중

신청인원/정원

9/200(명)

교원

운영지원

접수

2022-04-18~2022-12-31

수강

2022-04-18~2022-12-31

신청하기

관심과정담기

협업형 e-Class 과정

무료

ENG

[연세대][입문. 영어] Introduction - Cyber Korean Courses

과정구분

특별 과정

과정상태

모집중

신청인원/정원

24/200(명)

교원

운영지원

접수

2022-04-18~2022-12-31


수강


2022-04-18~2022-12-31

신청하기

관심과정담기


4. Please Click the class you want to take.


 세종학당재단 창립 10주년
 세계를 잇다, 한국어의 미래


 글로벌인재대학
 GLOBAL LEADERS COLLEGE

화면크기 [한국어](#) ENG 中文

[회원가입](#) | [로그인](#) | [나의 강의실](#)

연세대학교 글로벌인재대학 | 
기관 전체보기 >

[E-Class 과정](#) | [공지사항](#) | [학습안내](#) | [기관소개](#)

협업형 e-Class 과정 43

과정명을 검색하세요. [상세검색 ▾](#)

KOR

한국어 ver

중급 1A

[연세대]중급 1A 교육 과정
강의중

점수 2022-05-18~2022-05-31
 수강 2022-06-02~2022-08-03
 신청인원/정원 18 / 20(명)

KOR

복합인재교육원

사이버 한국어 입문

[연세대] 사이버 한국어 입문
강의중

점수 2022-04-18~2022-12-31
 수강 2022-04-18~2022-12-31
 신청인원/정원 9 / 200(명)

ENG

복합인재교육원

사이버 한국어 입문

[연세대][입문, 영어] Introductio...
강의중

점수 2022-04-18~2022-12-31
 수강 2022-04-18~2022-12-31
 신청인원/정원 24 / 200(명)

中文

복합인재교육원

사이버 한국어 입문

[연세대][입문, 중국어] 网络韩语...
강의중

점수 2022-04-18~2022-12-31
 수강 2022-04-18~2022-12-31
 신청인원/정원 2 / 200(명)

5. You can get the information of the course such as the title and details.



KOR

상시과정

세종한국어 입문

접수기간	2022-01-01 ~ 2022-12-31
접수취소기간	2022-01-01 ~ 2022-12-31
수강기간	2022-01-01 ~ 2022-12-31
복습기간	2023-01-01 ~ 2023-01-01

수강료 | 무료

한국어

신청하기

관심과정담기

과정 설명

세종한국어 입문 과정입니다.
 과정 신청자 누구나 상시적으로 학습할 수 있습니다.

과정 상세정보

교육대상자	과정 신청자 누구나
교원	운영지원
수료기준	학습진도율 70% 이상

6. You can read the syllabus by clicking the course title.

세종학당재단 창립 10주년
세계를 잇다, 한국어의 미래

한국어 ENG 中文

Frequently Searched Keywords | Learn Korean Basic Korean Sejong Korean

Login | My class

About the Online King Sejong Institute | Guide to How to Use | Learning | Notice

中文 Regular Curriculum [입문. 중국어] 网络韩语入门

사이버 한국어 입문

Self-learning Type

Registration Period | 2022-06-13 ~ 2023-02-28

Registration Cancellation Period | 2022-06-13 ~ 2023-02-28

Lecture Period | 2022-06-13 ~ 2023-02-28

Review Period | 2023-03-01 ~ 2023-03-14

Lecture Fee | Complimentary

Apply

Store Interested Curriculum

★ Please click this if you want to apply.

▶ Please click this if you want to take but apply after.

Curriculum Details

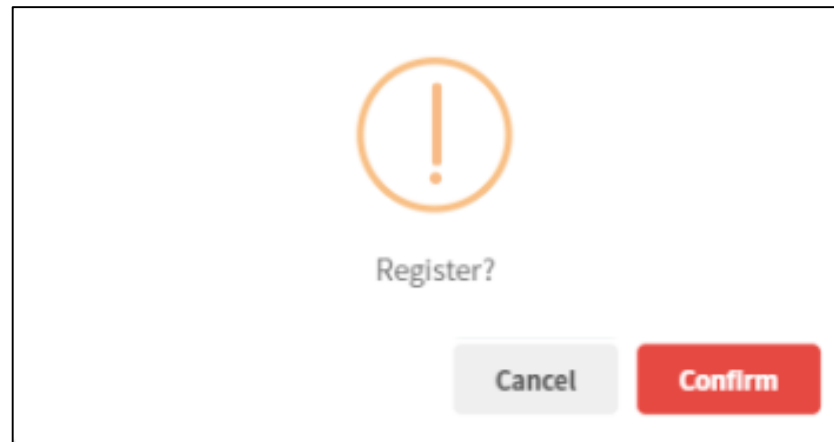
“한글의 자·모음! 이제는 현지어로 배워요!”

- 온라인상에서의 과제 및 질문에 대한 온라인 선생님의 피드백 제공
- 한국어를 처음 배우는 입문자도 쉽게 이해할 수 있도록 현지 선생님이 학습자의 모국어로 강의 (한국어, 영어, 베트남어, 러시아어, 중국어, 일본어, 태국어, 인도네시아어, 스페인어, 포르투갈어)
- 한글의 자·모음, 기초 발음 등 기초적인 입문 교육과정 구성으로 학습자의 수준에 맞춘 학습이 가능

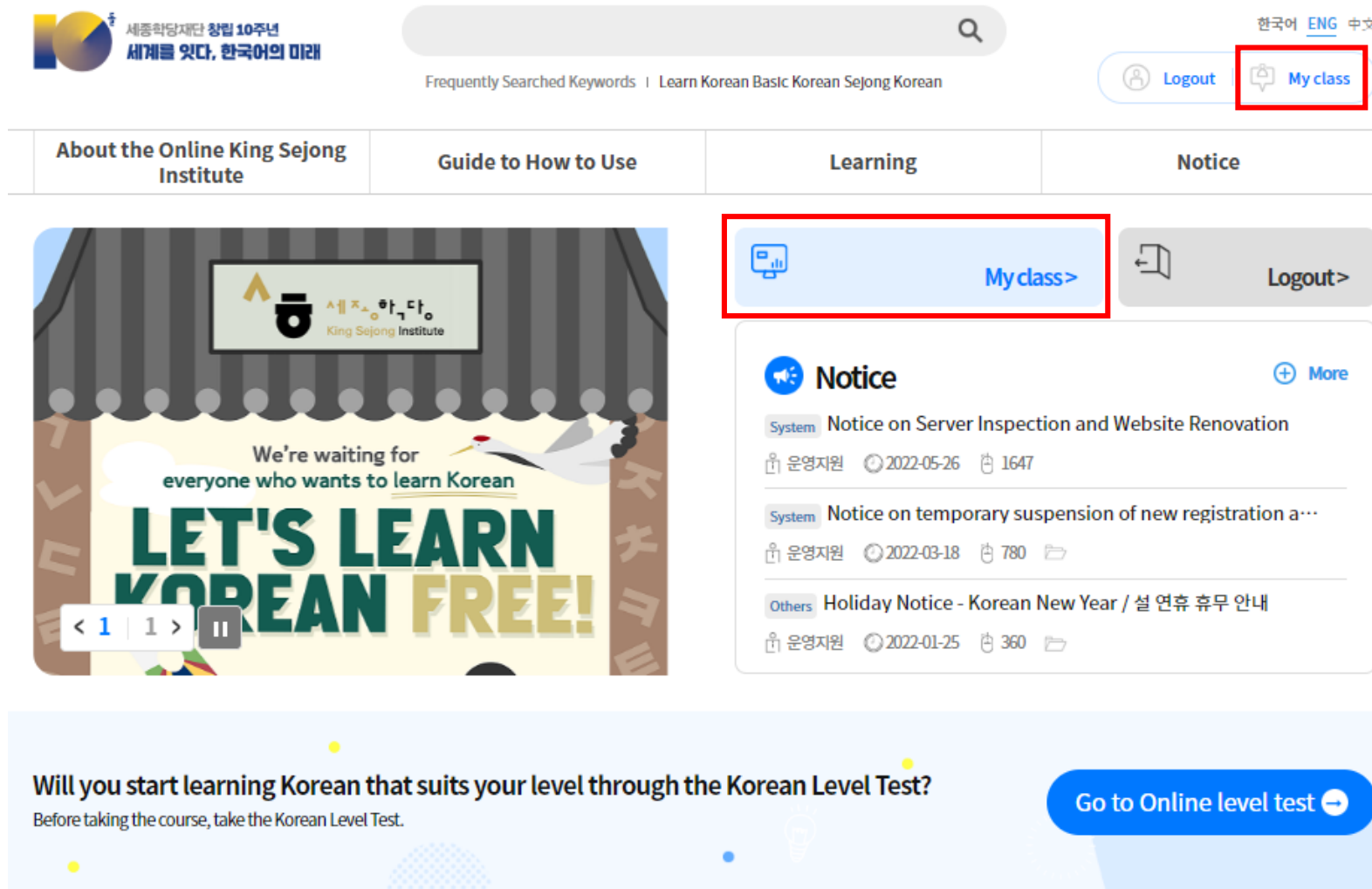
Detailed Curriculum Information

Education target	학습 신청자 누구나(Everyone Who want to learn)
Teacher	운영지원
Standard for Completion	Learning Progress Rate 70% More than

7. Registration will be done when you click [confirm].



1. Please go to the link (www.iksi.or.kr) and click [My class] button.
You can find the button after login in.



The screenshot shows the King Sejong Institute website interface. At the top, there is a header with the logo, navigation links (한국어, ENG, 中文), and a search bar. Below the header is a navigation menu with four items: "About the Online King Sejong Institute", "Guide to How to Use", "Learning", and "Notice". The "Learning" item is highlighted with a red box, and a "My class" button is visible next to it. Below the navigation menu is a large banner with the text "We're waiting for everyone who wants to learn Korean" and "LET'S LEARN KOREAN FREE!". To the right of the banner is a "Logout" button. Below the banner is a "Notice" section with three items: "Notice on Server Inspection and Website Renovation", "Notice on temporary suspension of new registration a...", and "Holiday Notice - Korean New Year / 설 연휴 휴무 안내". At the bottom, there is a section titled "Will you start learning Korean that suits your level through the Korean Level Test?" with a "Go to Online level test" button.

2. Please go to the lecture room by clicking the course title or [Go to the] button on [My class] – [My lecture].



The screenshot shows the 'My class' interface. On the left is a sidebar with icons for 'My Account', 'My Lecture' (highlighted with a red box), 'Learning Road Map', 'My Data', 'Message Box', 'Certificate', and 'Move to Main Page'. The main content area is titled 'Lecture Curriculum' and shows a list of courses. The first course, 'Cyber Korean Course', is highlighted with a red box. Below it, the 'Go to the' button is also highlighted with a red box. The list includes course details such as status, enrollment date, teacher, and lecture period.

Course Title	Status	Enrollment Date	Teacher	Lecture Period	Action
Cyber Korean Course	In Lecture	2022-06-02	박은혜	2022-06-01~2022-08-07	Go to the
세종한국어 회화 1[영어]	In Lecture	2022-05-26	운영지원	2022-01-01~2022-12-31	Go to the, Cancel the
[네팔어] 외국인 근로자를 위한 한국어 1	In Lecture	2022-05-03	운영지원	2022-06-13~2022-12-31	Go to the, Cancel the
[베트남어] 외국인 근로자를 위한 한국어 1	In Lecture	2022-05-03	운영지원	2022-06-13~2022-12-31	Go to the, Cancel the
[한국어] 외국인 근로자를 위한 한국어 2	In Lecture	2022-05-03	운영지원	2022-06-13~2022-12-31	Go to the, Cancel the

3. Please click the arrow button on the lesson you want to take.

4. You can study Korean on the learning page.

Korean art (사이버 한국문화 과정)

 나의 수강 현황
 나의 강의실 이동



Korean art Lesson1~3

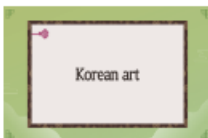
마지막 학습 이어보기

현재 과 학습 방법 : 현재 과 학습 방법 : 순차학습



Korean art

Lesson 1 Korean folk paintings



Lesson 1 Korean folk paintings



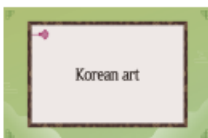
MP4



00 : 04 : 35



Lesson 2 Painting Korean folk paintings in colors



Lesson 2 Painting Korean folk paintings in colors



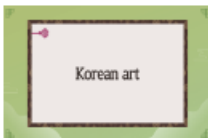
MP4



00 : 01 : 44



Lesson 3 Making a ramie broom



Lesson 3 Making a ramie broom



MP4



00 : 16 : 23



Korean art book



Korean art book



문서

